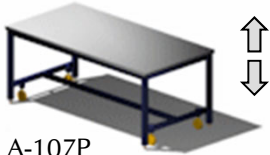




RDM INDUSTRIAL PRODUCTS, INC.

Manufacturer-Direct Industrial & Laboratory Furnishings...
www.rdm-ind.com 877.777.9130

Standards



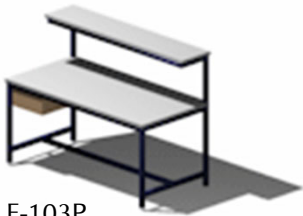
A-107P



A-109P



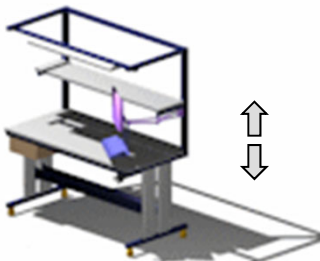
i-107P



F-103P



F-103PLDS



i-107P-BOOM

& Customs



We Manufacture Tables to Meet Every Need...



QUALITY • SERVICE • TIMING

We also offer many furniture options, such as Seating, Carts, Shelving, Ergonomic Accessories and Much More...



RDM INDUSTRIAL PRODUCTS, INC.

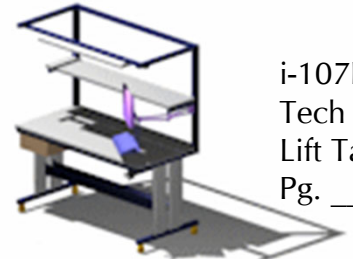
Manufacturer-Direct Industrial & Laboratory Furnishings...
www.rdm-ind.com 877.777.9130



A-107P
Lift Tables
Pg. __



i-107P
Lift Tables
Pg. __



i-107P-BOOM
Tech Style
Lift Tables
Pg. __



A-109P
Flat Style
Pg. __



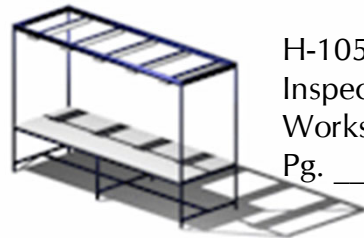
C-109P
Recessed
Front Legs
Pg. __



LP-107P
Lift Platforms
Pg. __



A-109PE
Economy Flat
Pg. __



H-105P
Inspection
Workstations
Pg. __



LF-102P
Laminar Flow
Workstations
Pg. __



F-103P
Tech Tables
Pg. __



F-103P-ADJ
Tech Tables
w/ Adjust. Shelf
Pg. __



C-103P
Tech Tables
w/ Recessed Legs
Pg. __



F-103PE
Economy Tech
Pg. __



F-103PDL
Tech Table
w/ Overhead
Pg. __



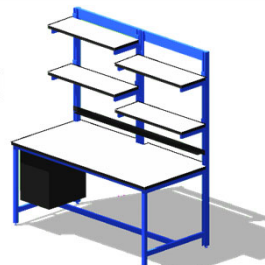
F-107P
Fully Adjustable
Tech Tables
Pg. __



F-103PLDS
Double Shelf
Tech Tables
Pg. __



F-103-PLDS-ADJ
Adjustable
Double Shelf
Pg. __



F-103-P-SP
Split Shelf
Workstations
Pg. __

QUALITY • SERVICE • TIMING

We also offer many furniture options, such as Seating, Carts, Shelving, Ergonomic Accessories and Much More...

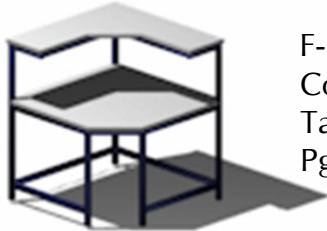


RDM INDUSTRIAL PRODUCTS, INC.


Manufacturer-Direct Industrial & Laboratory Furnishings...
www.rdm-ind.com 877.777.9130




T-101P
Double-Sided
Workstations
Pg. __



F-103P-CNR
Corner Unit
Tables
Pg. __



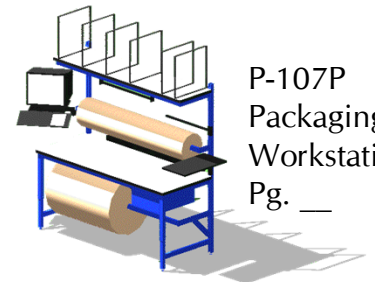
LS-106P
Computer
Workstations
Pg. __



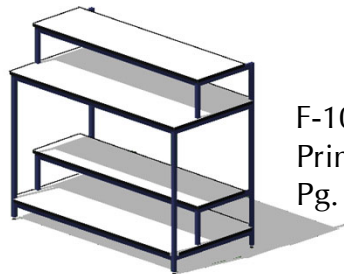
FR-104P
Flow Rack
Workstations
Pg. __




LM-110P
Dual Adjustable
Shelf Workstation
Pg. __



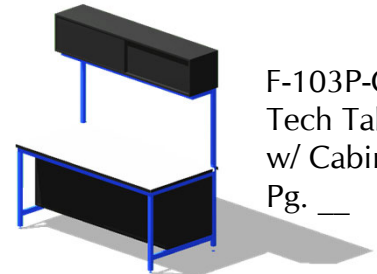
P-107P
Packaging
Workstations
Pg. __



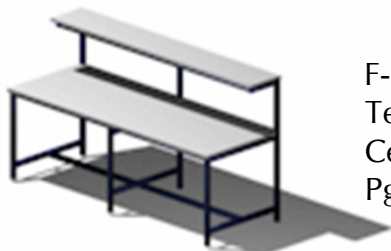
F-103P-PR
Printer Tables
Pg. __



ER-108P
Equipment Rack
Workstations
Pg. __




F-103P-CAB
Tech Tables
w/ Cabinets
Pg. __



F-103P-CLG
Tech Tables w/
Center Legs
Pg. __



A-109-P-CLG-LAB
Large Laboratory
Island Tables w/ Riser
Pg. __



A-109P-CLG
Large Tables w/
Center Legs
Pg. __



AR-109-P-CLG-DBLRSR
Large Table w/
Double Upper Riser
Pg. __

QUALITY • SERVICE • TIMING

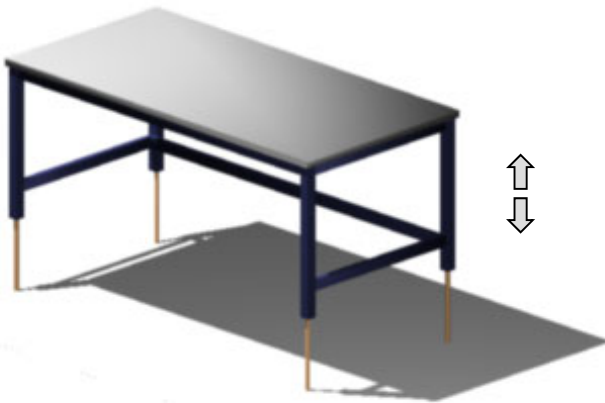
We also offer many furniture options, such as Seating, Carts, Shelving, Ergonomic Accessories and Much More...



RDM INDUSTRIAL PRODUCTS, INC.

Manufacturer-Direct Industrial & Laboratory Furnishings...
 www.rdm-ind.com 877.777.9130

A-107P Series – Our Adjustable-Height Lift Table...



Shown with Legs Extended

Standard Table Features:

- Durable Welded Tubular Steel Frame Construction
- Standard Sizes:
 - We are the manufacturer - Feel free to specify your custom dimension requirements above or choose from the standard units below.
 - 30"(Sitting "Desk" Height), 34"(ADA/Accessible Height), 36"(Standing Tasks)
- Fully-Welded Tubular Steel Frame Connections
- Leveling Feet – Casters available as option.
- Many Top Options Available including Solid Surface, Solid Wood (Butcher Block), Stainless Steel, HDPE, and More...
- Available in many optional weight capacities.

Widths:	Available Depths (Front-to-Back):			
	24"	30"	36"	48"
36"	A107P-24x36-*	A107P-30x36-*	A107P-36x36-*	-
48"	A107P-24x48-*	A107P-30x48-*	A107P-36x48-*	A107P-48x48-*
60"	A107P-24x60-*	A107P-30x60-*	A107P-36x60-*	A107P-48x60-*
72"	A107P-24x72-*	A107P-30x72-*	A107P-36x72-*	A107P-48x72-*
96"	A107P-24x96-*	A107P-30x96-*	A107P-36x96-*	A107P-48x96-*
120"	A107P-CLG-24x120-*	A107P-CLG-30x120-*	A107P-CLG-36x120-*	A107P-CLG-48x120-*
144"	A107P-CLG-24x144-*	A107P-CLG-30x144-*	A107P-CLG-36x144-*	A107P-CLG-48x144-*

**-* = Height - Standard Heights Available 30", 34", 36" & 42"
 i.e. A107P-36x72-30 for 30" high table.**

We also offer Custom Size Tables...

QUALITY • SERVICE • TIMING

www.rdm-ind.com



RDM INDUSTRIAL PRODUCTS, INC.

Manufacturer-Direct Industrial & Laboratory Furnishings...
 www.rdm-ind.com 877.777.9130

A-109P Series - Our Most Popular Flat Table



Shown with Optional Utility Drawer & Power Strip

Standard Table Features:

- Durable Welded Tubular Steel Frame Construction
- Standard Sizes:
 - We are the manufacturer - Feel free to specify your custom dimension requirements above or choose from the standard units below.
 - 30"(Sitting "Desk" Height), 34"(ADA/Accessible Height), 36"(Standing Tasks)
- Fully-Welded Tubular Steel Frame Connections
- Leveling Feet – Casters available as option.
- Many Top Options Available including Solid Surface, Solid Wood (Butcher Block), Stainless Steel, HDPE, and More...
- Available in many optional weight capacities.

Widths:	Available Depths (Front-to-Back):			
	24"	30"	36"	48"
36"	A109P-24x36-*	A109P-30x36-*	A109P-36x36-*	-
48"	A109P-24x48-*	A109P-30x48-*	A109P-36x48-*	A109P-48x48-*
60"	A109P-24x60-*	A109P-30x60-*	A109P-36x60-*	A109P-48x60-*
72"	A109P-24x72-*	A109P-30x72-*	A109P-36x72-*	A109P-48x72-*
96"	A109P-24x96-*	A109P-30x96-*	A109P-36x96-*	A109P-48x96-*
120"	A109P-CLG-24x120-*	A109P-CLG-30x120-*	A109P-CLG-36x120-*	A109P-CLG-48x120-*
144"	A109P-CLG-24x144-*	A109P-CLG-30x144-*	A109P-CLG-36x144-*	A109P-CLG-48x144-*

**-* = Height - Standard Heights Available 30", 34", 36" & 42"
 i.e. A109P-36x72-30 for 30" high table.**

We also offer Custom Size Tables...

QUALITY • SERVICE • TIMING

www.rdm-ind.com



RDM INDUSTRIAL PRODUCTS, INC.

Manufacturer-Direct Industrial & Laboratory Furnishings...
 www.rdm-ind.com 877.777.9130

A-109P-LT Series – Inspection / Light Table



Shown with Optional Lift System & Casters

Standard Table Features:

- Durable Welded Tubular Steel Frame Construction
- Standard Sizes:
 - We are the manufacturer - Feel free to specify your custom dimension requirements above or choose from the standard units below.
 - 30"(Sitting "Desk" Height), 34"(ADA/Accessible Height), 36"(Standing Tasks)
- Fully-Welded Tubular Steel Frame Connections
- Leveling Feet – Casters available as option.
- Standard Top is a 3/4" thick Translucent White Plastic Top
- Optional Glass Top Covers available upon request...
- Maximum Lighted Surface Area (Overall Less 2.5" Border)

Widths:	Available Depths (Front-to-Back):			
	24"	30"	36"	48"
36"	A109P-24x36-*	A109P-30x36-*	A109P-36x36-*	-
48"	A109P-24x48-*	A109P-30x48-*	A109P-36x48-*	A109P-48x48-*
60"	A109P-24x60-*	A109P-30x60-*	A109P-36x60-*	A109P-48x60-*
72"	A109P-24x72-*	A109P-30x72-*	A109P-36x72-*	A109P-48x72-*
96"	A109P-24x96-*	A109P-30x96-*	A109P-36x96-*	A109P-48x96-*
120"	A109P-CLG-24x120-*	A109P-CLG-30x120-*	A109P-CLG-36x120-*	A109P-CLG-48x120-*
144"	A109P-CLG-24x144-*	A109P-CLG-30x144-*	A109P-CLG-36x144-*	A109P-CLG-48x144-*

**-* = Height - Standard Heights Available 30", 34", 36" & 42"
 i.e. A109P-LT-36x72-30 for 30" high table.**

We also offer Custom Size Tables...

QUALITY • SERVICE • TIMING

www.rdm-ind.com



RDM INDUSTRIAL PRODUCTS, INC.

Manufacturer-Direct Industrial & Laboratory Furnishings...
www.rdm-ind.com 877.777.9130

A-109P-LT Series – Inspection / Light Table



Shown with Optional Lift System & Casters

Standard Table Features:

- Industrial-Duty / Energy Efficient / Cool LED Light Source
- Dimmable Light System with Variable Step Control
- Equipped with Either a Standard Slide Control or Remote Dimmer Control
- Top Tilts Open to provide access to lighting unit.
- Plugs into Standard 15amp Power Outlet
- Optional Features Include:
 - Hydraulic Lift System – 6", 8", 10", 12", or 16"
 - Tilt Top with Front Ledge Stop
 - Standard Tilt appx. 45-degrees
 - Optional Full-Vertical Tilt
 - Drawers, Casters, Lower Shelf, Storage Cabinet...



Optional Tilt Top & Casters



Custom Designs – No Problem

We also offer Custom Size Tables...

QUALITY • SERVICE • TIMING

www.rdm-ind.com



RDM INDUSTRIAL PRODUCTS, INC.

Manufacturer-Direct Industrial & Laboratory Furnishings...
 www.rdm-ind.com 877.777.9130

C-109P Series - Flat Table w/ Recessed Front Legs



Shown with Optional Utility Drawer

Standard Table Features:

- Durable Welded Tubular Steel Frame Construction
- Standard Sizes:
 - We are the manufacturer - Feel free to specify your custom dimension requirements above or choose from the standard units below.
 - 30"(Sitting "Desk" Height), 34"(ADA/Accessible Height), 36"(Standing Tasks)
- Fully-Welded Tubular Steel Frame Connections
- Leveling Feet – Casters available as option.
- Many Top Options Available including Solid Surface, Solid Wood (Butcher Block), Stainless Steel, HDPE, and More...
- Available in many optional weight capacities.

Widths:	Available Depths (Front-to-Back):			
	24"	30"	36"	48"
36"	C109P-24x36-*	C109P-30x36-*	C109P-36x36-*	-
48"	C109P-24x48-*	C109P-30x48-*	C109P-36x48-*	C109P-48x48-*
60"	C109P-24x60-*	C109P-30x60-*	C109P-36x60-*	C109P-48x60-*
72"	C109P-24x72-*	C109P-30x72-*	C109P-36x72-*	C109P-48x72-*
96"	C109P-24x96-*	C109P-30x96-*	C109P-36x96-*	C109P-48x96-*
120"	C109P-CLG-24x120-*	C109P-CLG-30x120-*	C109P-CLG-36x120-*	C109P-CLG-48x120-*
144"	C109P-CLG-24x144-*	C109P-CLG-30x144-*	C109P-CLG-36x144-*	C109P-CLG-48x144-*

**-* = Height - Standard Heights Available 30", 34", 36" & 42"
 i.e. C109P-36x72-30 for 30" high table.**

We also offer Custom Size Tables...

QUALITY • SERVICE • TIMING

www.rdm-ind.com



RDM INDUSTRIAL PRODUCTS, INC.

Manufacturer-Direct Industrial & Laboratory Furnishings...
 www.rdm-ind.com 877.777.9130

C-103P Series - Tech Table w/ Recessed Front Legs



Shown with Optional Utility Drawer

Standard Table Features:

- Durable Welded Tubular Steel Frame Construction
- Standard Sizes:
 - We are the manufacturer - Feel free to specify your custom dimension requirements above or choose from the standard units below.
 - 30"(Sitting "Desk" Height), 34"(ADA/Accessible Height), 36"(Standing Tasks)
- Fully-Welded Tubular Steel Frame Connections
- Leveling Feet – Casters available as option.
- Many Top Options Available including Solid Surface, Solid Wood (Butcher Block), Stainless Steel, HDPE, and More...
- Available in many optional weight capacities.

Widths: Available Depths (Front-to-Back):

	24"	30"	36"	48"
36"	C103P-24x36-*-*	C103P-30x36-*-*	C103P-36x36-*-*	-
48"	C103P-24x48-*-*	C103P-30x48-*-*	C103P-36x48-*-*	C103P-48x48-*-*
60"	C103P-24x60-*-*	C103P-30x60-*-*	C103P-36x60-*-*	C103P-48x60-*-*
72"	C103P-24x72-*-*	C103P-30x72-*-*	C103P-36x72-*-*	C103P-48x72-*-*
96"	C103P-24x96-*-*	C103P-30x96-*-*	C103P-36x96-*-*	C103P-48x96-*-*
120"	C103P-CLG-24x120-*-*	C103P-CLG-30x120-*-*	C103P-CLG-36x120-*-*	C103P-CLG-48x120-*-*
144"	C103P-CLG-24x144-*-*	C103P-CLG-30x144-*-*	C103P-CLG-36x144-*-*	C103P-CLG-48x144-*-*

* = Height - Standard Heights Available 30", 34", 36" & 42" & Shelf Depth 12"/15"x20"H Std.
 i.e. C103P-36x72-30-12x20 for 30" high table w/ 12"D x 20"H Upper

We also offer Custom Size Tables...

QUALITY • SERVICE • TIMING

www.rdm-ind.com



RDM INDUSTRIAL PRODUCTS, INC.

Manufacturer-Direct Industrial & Laboratory Furnishings...
 www.rdm-ind.com 877.777.9130

F-103P Series - Our Most Popular Tech Table



Shown with Optional Utility Drawer

Standard Table Features:

- Durable Welded Tubular Steel Frame Construction
- Standard Sizes:
 - We are the manufacturer - Feel free to specify your custom dimension requirements above or choose from the standard units below.
 - 30"(Sitting "Desk" Height), 34"(ADA/Accessible Height), 36"(Standing Tasks)
- Fully-Welded Tubular Steel Frame Connections
- Leveling Feet – Casters available as option.
- Many Top Options Available including Solid Surface, Solid Wood (Butcher Block), Stainless Steel, HDPE, and More...
- Available in many optional weight capacities.

Widths:	Available Depths (Front-to-Back):			
	24"	30"	36"	48"
36"	F103P-24x36-**-*	F103P-30x36-**-*	F103P-36x36-**-*	-
48"	F103P-24x48-**-*	F103P-30x48-**-*	F103P-36x48-**-*	F103P-48x48-**-*
60"	F103P-24x60-**-*	F103P-30x60-**-*	F103P-36x60-**-*	F103P-48x60-**-*
72"	F103P-24x72-**-*	F103P-30x72-**-*	F103P-36x72-**-*	F103P-48x72-**-*
96"	F103P-24x96-**-*	F103P-30x96-**-*	F103P-36x96-**-*	F103P-48x96-**-*
120"	F103P-CLG-24x120-**-*	F103P-CLG-30x120-**-*	F103P-CLG-36x120-**-*	F103P-CLG-48x120-**-*
144"	F103P-CLG-24x144-**-*	F103P-CLG-30x144-**-*	F103P-CLG-36x144-**-*	F103P-CLG-48x144-**-*

-* = Height - Standard Heights Available 30", 34", 36" & 42" & Shelf Depth 12"/15"x20"H Std. i.e. F103P-36x726-30-12x20 for 30" high table w/ 12"D x 20"H Upper

We also offer Custom Size Tables...

QUALITY • SERVICE • TIMING


www.rdm-ind.com



RDM INDUSTRIAL PRODUCTS, INC.

Manufacturer-Direct Industrial & Laboratory Furnishings...
 www.rdm-ind.com 877.777.9130

F-103PL/DS Series - Tech Table w/ Double Uppers



Shown with No Accessories

Standard Table Features:

- Durable Welded Tubular Steel Frame Construction
- Standard Sizes:
 - We are the manufacturer - Feel free to specify your custom dimension requirements above or choose from the standard units below.
 - 30"(Sitting "Desk" Height), 34"(ADA/Accessible Height), 36"(Standing Tasks)
- Fully-Welded Tubular Steel Frame Connections
- Leveling Feet – Casters available as option.
- Many Top Options Available including Solid Surface, Solid Wood (Butcher Block), Stainless Steel, HDPE, and More...
- Available in many optional weight capacities.

Widths:	Available Depths (Front-to-Back):			
	24"	30"	36"	48"
36"	F103PL/DS-24x36-*-*	F103PL/DS-30x36-*-*	F103PL/DS-36x36-*-*	-
48"	F103PL/DS-24x48-*-*	F103PL/DS-30x48-*-*	F103PL/DS-36x48-*-*	F103PL/DS-48x48-*-*
60"	F103PL/DS-24x60-*-*	F103PL/DS-30x60-*-*	F103PL/DS-36x60-*-*	F103PL/DS-48x60-*-*
72"	F103PL/DS-24x72-*-*	F103PL/DS-30x72-*-*	F103PL/DS-36x72-*-*	F103PL/DS-48x72-*-*
96"	F103PL/DS-24x96-*-*	F103PL/DS-30x96-*-*	F103PL/DS-36x96-*-*	F103PL/DS-48x96-*-*
120"	F103PL/DS-CLG-24x120-*-*	F103PL/DS-CLG-30x120-*-*	F103PL/DS-CLG-36x120-*-*	F103PL/DS-CLG-48x120-*-*
144"	F103PL/DS-CLG-24x144-*-*	F103PL/DS-CLG-30x144-*-*	F103PL/DS-CLG-36x144-*-*	F103PL/DS-CLG-48x144-*-*

* = Height - Standard Heights Available 30", 34", 36" & 42" & Shelf Depth 12"/15"x20"H Std. i.e. F103PL/DS-36x72-30-12x20-12 for 30" high table w/ 12"D x 20"H & 12"H Uppers

We also offer Custom Size Tables...

QUALITY • SERVICE • TIMING

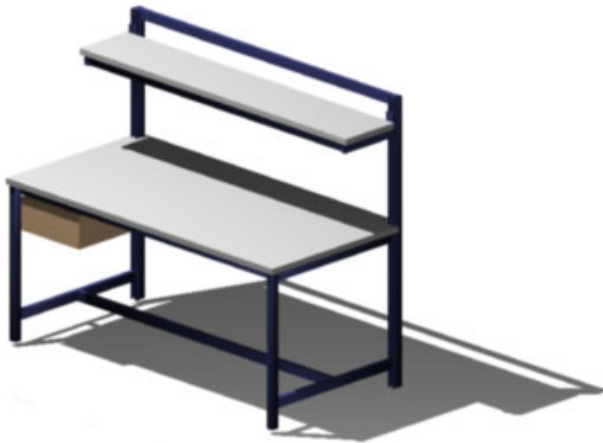
www.rdm-ind.com



RDM INDUSTRIAL PRODUCTS, INC.

Manufacturer-Direct Industrial & Laboratory Furnishings...
 www.rdm-ind.com 877.777.9130

F-103P-TECH Series - Tech Table w/ Adjust. Shelf



Shown with Optional Utility Drawer

Standard Table Features:

- Durable Welded Tubular Steel Frame Construction
- Standard Sizes:
 - We are the manufacturer - Feel free to specify your custom dimension requirements above or choose from the standard units below.
 - 30"(Sitting "Desk" Height), 34"(ADA/Accessible Height), 36"(Standing Tasks)
- Fully-Welded Tubular Steel Frame Connections
- Leveling Feet – Casters available as option.
- Many Top Options Available including Solid Surface, Solid Wood (Butcher Block), Stainless Steel, HDPE, and More...
- Available in many optional weight capacities.

Widths:	Available Depths (Front-to-Back):			
	24"	30"	36"	48"
36"	F103P-TECH-24x36-**-*	F103P-TECH-30x36-**-*	F103P-TECH-36x36-**-*	-
48"	F103P-TECH-24x48-**-*	F103P-TECH-30x48-**-*	F103P-TECH-36x48-**-*	F103P-TECH-48x48-**-*
60"	F103P-TECH-24x60-**-*	F103P-TECH-30x60-**-*	F103P-TECH-36x60-**-*	F103P-TECH-48x60-**-*
72"	F103P-TECH-24x72-**-*	F103P-TECH-30x72-**-*	F103P-TECH-36x72-**-*	F103P-TECH-48x72-**-*
96"	F103P-TECH-24x96-**-*	F103P-TECH-30x96-**-*	F103P-TECH-36x96-**-*	F103P-TECH-48x96-**-*
120"	F103P-TECH-CLG-24x120-**-*	F103P-TECH-CLG-30x120-**-*	F103P-TECH-CLG-36x120-**-*	F103P-TECH-CLG-48x120-**-*
144"	F103P-TECH-CLG-24x144-**-*	F103P-TECH-CLG-30x144-**-*	F103P-TECH-CLG-36x144-**-*	F103P-TECH-CLG-48x144-**-*

-* = Height - Standard Heights Available 30", 34", 36" & 42" & Shelf Depth 12"/15"x20"H Std. i.e. F103P-TECH-36x72-30-12 for 30" high table w/ 12"D Upper

We also offer Custom Size Tables...

QUALITY • SERVICE • TIMING

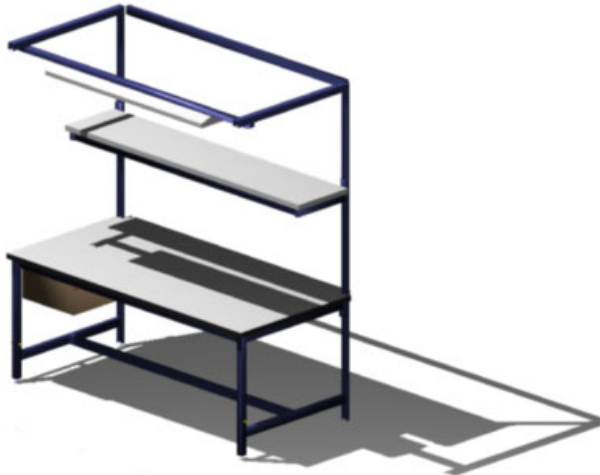
www.rdm-ind.com



RDM INDUSTRIAL PRODUCTS, INC.

Manufacturer-Direct Industrial & Laboratory Furnishings...
 www.rdm-ind.com 877.777.9130

F-107P Series – Fully Adjustable Tech Workstation



Shown with Optional Utility Drawer

Standard Table Features:

- Durable Welded Tubular Steel Frame Construction
- Standard Sizes:
 - We are the manufacturer - Feel free to specify your custom dimension requirements above or choose from the standard units below.
 - 30"(Sitting "Desk" Height), 34"(ADA/Accessible Height), 36"(Standing Tasks)
- Fully-Welded Tubular Steel Frame Connections
- Leveling Feet – Casters available as option.
- Many Top Options Available including Solid Surface, Solid Wood (Butcher Block), Stainless Steel, HDPE, and More...
- Available in many optional weight capacities.

Widths:	Available Depths (Front-to-Back):			
	24"	30"	36"	48"
36"	F107P-24x36-**-*	F107P-30x36-**-*	F107P-36x36-**-*	-
48"	F107P-24x48-**-*	F107P-30x48-**-*	F107P-36x48-**-*	F107P-48x48-**-*
60"	F107P-24x60-**-*	F107P-30x60-**-*	F107P-36x60-**-*	F107P-48x60-**-*
72"	F107P-24x72-**-*	F107P-30x72-**-*	F107P-36x72-**-*	F107P-48x72-**-*
96"	F107P-24x96-**-*	F107P-30x96-**-*	F107P-36x96-**-*	F107P-48x96-**-*
120"	F107P-CLG-24x120-**-*	F107P-CLG-30x120-**-*	F107P-CLG-36x120-**-*	F107P-CLG-48x120-**-*
144"	F107P-CLG-24x144-**-*	F107P-CLG-30x144-**-*	F107P-CLG-36x144-**-*	F107P-CLG-48x144-**-*

-* = Height - Standard Heights Available 30", 34", 36" & 42" & Shelf Depth 12"/15"x20"H Std. i.e. F107P-36x72-30-12 for 30-42"(standard) adjustable height table w/ 12"D Upper

We also offer Custom Size Tables...

QUALITY • SERVICE • TIMING

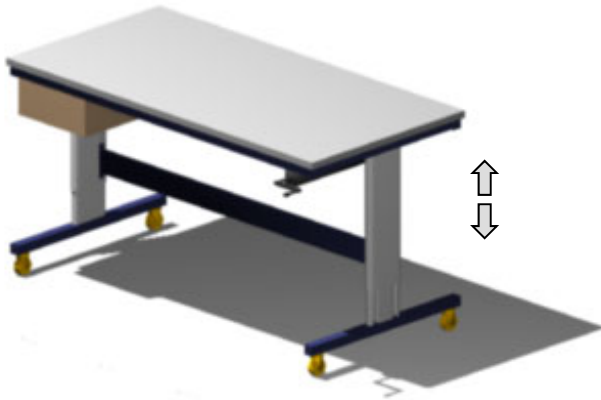
www.rdm-ind.com



RDM INDUSTRIAL PRODUCTS, INC.

Manufacturer-Direct Industrial & Laboratory Furnishings...
 www.rdm-ind.com 877.777.9130

i-107P Series – Our Recessed Leg Lift Table...



Shown with Optional Casters & Utility Drawer

Standard Table Features:

- Aluminum Lift Legs w/ Welded Steel Frame Construction
- Standard Sizes:
 - We are the manufacturer - Feel free to specify your custom dimension requirements above or choose from the standard units below.
 - 30" (Sitting "Desk" Height), 34" (ADA/Accessible Height), 36" (Standing Tasks)
- Fully-Welded Tubular Steel Frame Connections
- Leveling Feet – Casters available as option.
- Many Top Options Available including Solid Surface, Solid Wood (Butcher Block), Stainless Steel, HDPE, and More...
- Available in many optional weight capacities.

Widths:	Available Depths (Front-to-Back):			
	24"	30"	36"	48"
36"	i107P-24x36-*	i107P-30x36-*	i107P-36x36-*	-
48"	i107P-24x48-*	i107P-30x48-*	i107P-36x48-*	i107P-48x48-*
60"	i107P-24x60-*	i107P-30x60-*	i107P-36x60-*	i107P-48x60-*
72"	i107P-24x72-*	i107P-30x72-*	i107P-36x72-*	i107P-48x72-*
96"	i107P-24x96-*	i107P-30x96-*	i107P-36x96-*	i107P-48x96-*
120"	i107P-CLG-24x120-*	i107P-CLG-30x120-*	i107P-CLG-36x120-*	i107P-CLG-48x120-*
144"	i107P-CLG-24x144-*	i107P-CLG-30x144-*	i107P-CLG-36x144-*	i107P-CLG-48x144-*

**-* = Height - Standard Heights Available 30", 34", 36" & 42"
 i.e. i107P-36x72-30 for 30" high table.**

We also offer Custom Size Tables...

QUALITY • SERVICE • TIMING

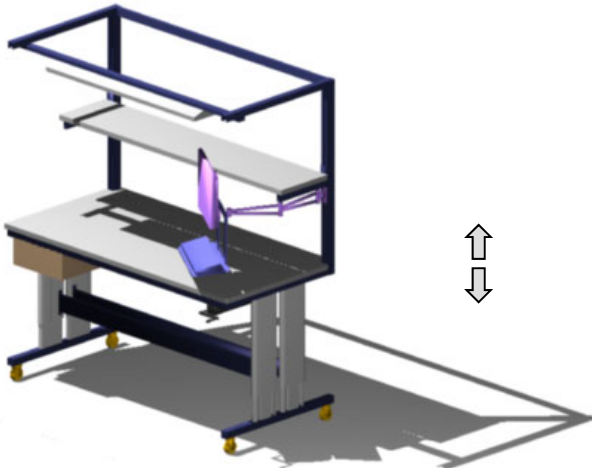
www.rdm-ind.com



RDM INDUSTRIAL PRODUCTS, INC.

Manufacturer-Direct Industrial & Laboratory Furnishings...
 www.rdm-ind.com 877.777.9130

i-107P-BOOM Series – Recessed Leg Lift Table...



Shown with Optional Utility Drawer & Monitor Arm

Standard Table Features:

- Aluminum Lift Legs w/ Welded Steel Frame Construction
- Standard Sizes:
 - We are the manufacturer - Feel free to specify your custom dimension requirements above or choose from the standard units below.
 - 30" (Sitting "Desk" Height), 34" (ADA/Accessible Height), 36" (Standing Tasks)
- Fully-Welded Tubular Steel Frame Connections
- Leveling Feet – Casters available as option.
- Many Top Options Available including Solid Surface, Solid Wood (Butcher Block), Stainless Steel, HDPE, and More...
- Available in many optional weight capacities.

Widths:	Available Depths (Front-to-Back):			
	24"	30"	36"	48"
36"	i107P-BOOM-24x36-*	i107P-BOOM-30x36-*	i107p-BOOM-36x36-*	-
48"	i107P-BOOM-24x48-*	i107P-BOOM-30x48-*	i107P-BOOM-36x48-*	i107P-BOOM-48x48-*
60"	i107P-BOOM-24x60-*	i107P-BOOM-30x60-*	i107P-BOOM-36x60-*	i107P-BOOM-48x60-*
72"	i107P-BOOM-24x72-*	i107P-BOOM-30x72-*	i107P-BOOM-36x72-*	i107P-BOOM-48x72-*
96"	i107P-BOOM-24x96-*	i107P-BOOM-30x96-*	i107P-BOOM-36x96-*	i107P-BOOM-48x96-*
120"	i107P-BOOM-CLG-24x120-*	i107P-BOOM-CLG-30x120-*	i107P-BOOM-CLG-36x120-*	i107P-BOOM-CLG-48x120-*
144"	i107P-BOOM-CLG-24x144-*	i107P-BOOM-CLG-30x144-*	i107P-BOOM-CLG-36x144-*	i107P-BOOM-CLG-48x144-*

-*-* = Height - Standard Heights Available 30", 34", 36" & 42" & Shelf Depth 12"/15" Standard i.e. i107P-36x72-30-12 for 30" high table w/ 12"D Adj. Ht. Upper

We also offer Custom Size Tables...

QUALITY • SERVICE • TIMING

www.rdm-ind.com



RDM INDUSTRIAL PRODUCTS, INC.

Manufacturer-Direct Industrial & Laboratory Furnishings...
www.rdm-ind.com 877.777.9130



Articulating Monitor Arms
w/ Keyboard & Mouse Trays



Sliding Keyboard & Mouse Trays




Power Solutions

- RDM ACCESSORIES -



Custom Power Grommet Solutions



Horizontal Monitor Rail



Magnetic Tool Bars



Equipment Rack Solutions



Cable Management Solutions



Cable Management Solutions



Slide-Out Pivoting CPU Holder

QUALITY • SERVICE • TIMING

We also offer many furniture options, such as Seating, Carts, Shelving, Ergonomic Accessories and Much More...



RDM INDUSTRIAL PRODUCTS, INC.

Manufacturer-Direct Industrial & Laboratory Furnishings...
www.rdm-ind.com 877.777.9130



Stainless Steel Drawers



Vertical Storage Cabinets



Full Lower Cabinet

- RDM ACCESSORIES -



Pedestal Cabinets



Epoxy & Stainless Sinks



Non-Ferrous Drawers



Standard Steel Drawers



Storage Cabinets



Pedestal Cabinets



Upper Cabinet Solutions

QUALITY • SERVICE • TIMING

We also offer many furniture options, such as Seating, Carts, Shelving, Ergonomic Accessories and Much More...



RDM INDUSTRIAL PRODUCTS, INC.

Manufacturer-Direct Industrial & Laboratory Furnishings...
www.rdm-ind.com 877.777.9130



Flow Rack Shelves



Box Divider Shelves



Flow Rack Shelves

- RDM ACCESSORIES -



Storage Bin Rail Solutions



Articulating Storage Bin Panels



Articulating Peg Board Panels




Ball Transfer Top Solutions



Leveling Casters



Total Locking Casters



Articulating Tool Boards

QUALITY • SERVICE • TIMING

We also offer many furniture options, such as Seating, Carts, Shelving, Ergonomic Accessories and Much More...



RDM INDUSTRIAL PRODUCTS, INC.


Manufacturer-Direct Industrial & Laboratory Furnishings...
www.rdm-ind.com 877.777.9130



Flow Rack Shelves



Box Divider Shelves



Flow Rack Shelves

- RDM ACCESSORIES -



Storage Bin Rail Solutions



Anchor Plate Feet



Leg Pin Legs - Adj. Ht.



Total Locking Casters



Leveling Casters



Floor Locks



Floor Locks

QUALITY • SERVICE • TIMING

We also offer many furniture options, such as Seating, Carts, Shelving, Ergonomic Accessories and Much More...




RDM INDUSTRIAL PRODUCTS, INC.

Manufacturer-Direct Industrial & Laboratory Furnishings...
www.rdm-ind.com 877.777.9130

INDUSTRIAL & LABORATORY TABLES & WORKSTATIONS

Represented By:



1652 Watson Court
Milpitas, CA 95035
Telephone: (408) 945-8400
FAX: (408) 945-8433
Web page: www.rdm-ind.com
E-mail: sales@rdm-ind.com
© RDM Industrial Products, Inc.
2019 Printed in the U.S.A.

QUALITY • SERVICE • TIMING

We also offer many furniture options, such as Seating, Carts, Shelving, Ergonomic Accessories and Much More...